

solar.bloc

Valve regulated lead-acid batteries for cyclic applications



Motive Power Systems

Reserve Power Systems

Special Power Systems

Service

Your benefits with HOPPECKE solar.bloc

- **Maintenance-free regarding water refilling** - due to Absorbent Glass Mat-technology
- **Optimized cycle stability** - due to optimized electrode design for efficiently charge current acceptance
- **Optimum operational safety** - integrated backfire protection and central degassing system
- **Higher short-circuit safety even during the installation** - based on HOPPECKE system connectors



Similar to the illustration

Typical applications of HOPPECKE solar.bloc

- **Solar-/Off-grid applications**
Power supply for remote off-grid applications and isolated power networks, solar home systems, solar street lighting, healthcare facilities
- **Storage for direct consumption of photovoltaic (PV) energy**
- **Telecommunications**
Mobile phone stations
BTS-stations
Off-grid/on-grid solutions
- **Traffic systems**
Signalling systems
Lighting



SURTEC

Les spécialistes
de l'autonomie énergétique



HOPPECKE

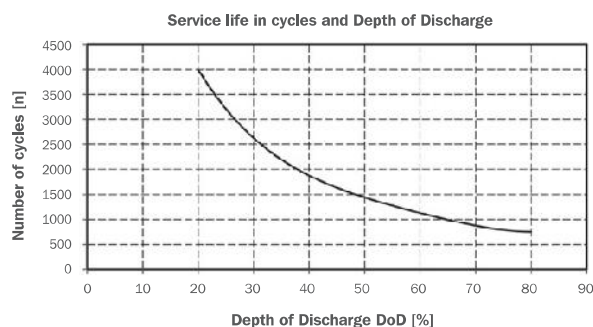
POWER FROM INNOVATION

Type overview

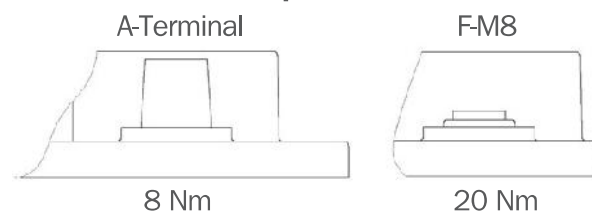
Capacities, dimensions and weights

Type	C ₁₀₀ /1.85 V Ah	C ₄₈ /1.80 V Ah	C ₂₄ /1.80 V Ah	C ₁₀ /1.80 V Ah	Length L mm	Width W mm	Height H mm	Weight kg	Connection	Handle	Terminal layout
solar.bloc 12 V 58	60.0	57.0	55.0	48.0	247	175	190	19.00	A-Terminal	yes	B
solar.bloc 12 V 70	70.0	69.0	67.0	58.0	278	175	190	23.00	A-Terminal	yes	B
solar.bloc 12 V 80	80.0	79.0	74.5	66.0	315	175	190	24.00	A-Terminal	yes	B
solar.bloc 12 V 90	90.0	89.0	84.0	76.0	353	175	190	28.00	A-Terminal	yes	B
solar.bloc 12 V 105	100.0	104.0	98.0	87.0	344	177	230	38.00	F-M8	no	A
solar.bloc 12 V 135	130.0	129.0	122.0	111.0	344	170	275	46.00	F-M8	no	A
solar.bloc 12 V 150	150.0	149.0	146.0	133.0	498	177	230	55.00	F-M8	no	A
solar.bloc 6 V 200	190.0	189.0	182.0	167.0	242	170	275	32.00	F-M8	no	C
solar.bloc 6 V 250	250.0	254.0	242.0	229.0	308	170	275	41.00	F-M8	no	C

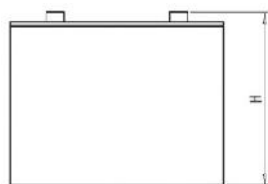
C₁₀₀, C₄₈, C₂₄ and C₁₀ = Capacity at 100 h, 48 h, 24 h and 10 h discharge



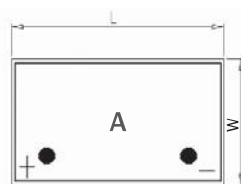
Connection and torque



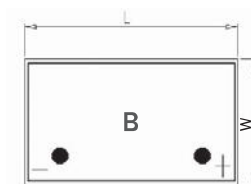
Terminal layout



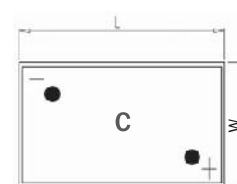
solar.bloc 12 V 58 - 6 V 250



solar.bloc 12 V 105
solar.bloc 12 V 135
solar.bloc 12 V 150



solar.bloc 12 V 58
solar.bloc 12 V 70
solar.bloc 12 V 80
solar.bloc 12 V 90



solar.bloc 6 V 200
solar.bloc 6 V 250

Optimal environmental compatibility - closed loop for recovery of materials in an accredited recycling system

IEC 60896-21
IEC 61427