

SPECIFICATIONS:

MODEL NUMBER: 2088-573-534

PUMP DESIGN: Positive Displacement 3 Chamber Diaphragm Pump

Note: Motor/Pump: O-ring seals, grommet wire entry, with electrostatic coated components, unit resistant against incidental water intrusion and corrosion resistance.

CHECK VALVE: (1-Way Operation) Prevents Reverse Flow

CAM: 3.0 Degree

MOTOR: Permanent Magnet, P/N 77-004-07, Thermally Protected

VOLTAGE: 24 VDC Nominal

PRESSURE SWITCH: Splash-Proof, Adjustable from 30 to 50 PSI.

Factory Set @ 45 PSI Shut-Off, Turn On 25 PSI $5 \pm$ PSI

LIQUID TEMPERATURE: 130 Degrees Fahrenheit (54 Degrees Centigrade) Max.

PRIME: Self-Priming Up To 9.0 Ft. Vertical,
Max. Inlet Pressure 30 PSI (2.1 Bar)

PORTS: 1/2"-14 Male Parallel Thread

MATERIAL OF CONSTRUCTION:

PLASTICS- Polypropylene

VALVES- Santoprene

DIAPHRAGM- Santoprene

FASTENERS- Stainless Steel

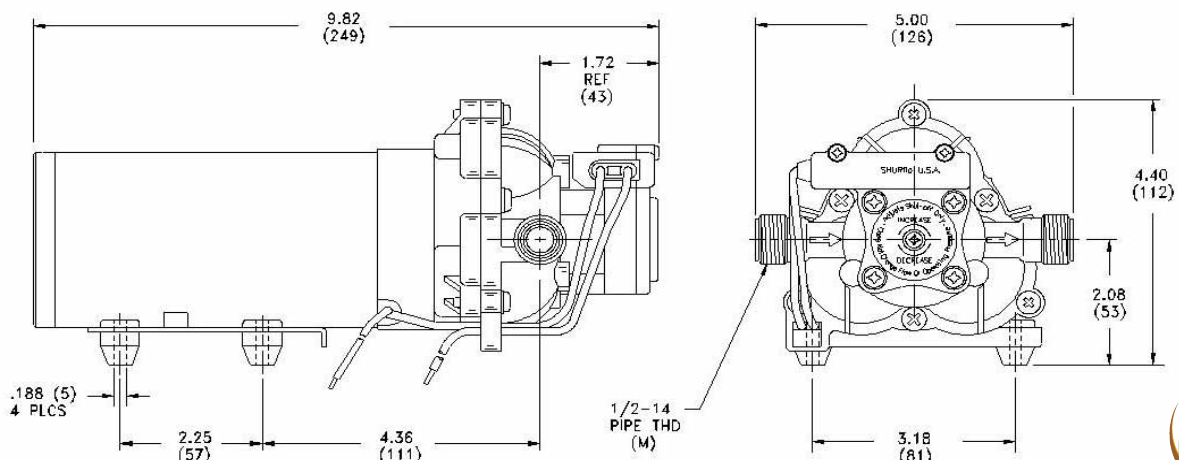
NET WEIGHT: 6.4 Lbs (2.9 Kg)

DUTY CYCLE: Continuous (See Temperature Rise Chart)

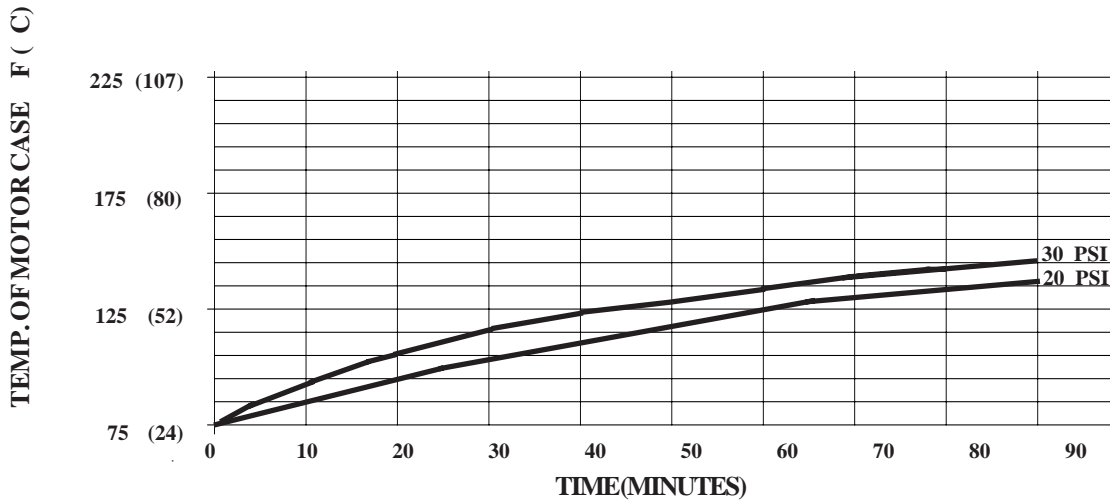
TYPICAL APPLICATIONS: Industrial

APPROVALS: Transfer/Spray

DIMENSIONS:



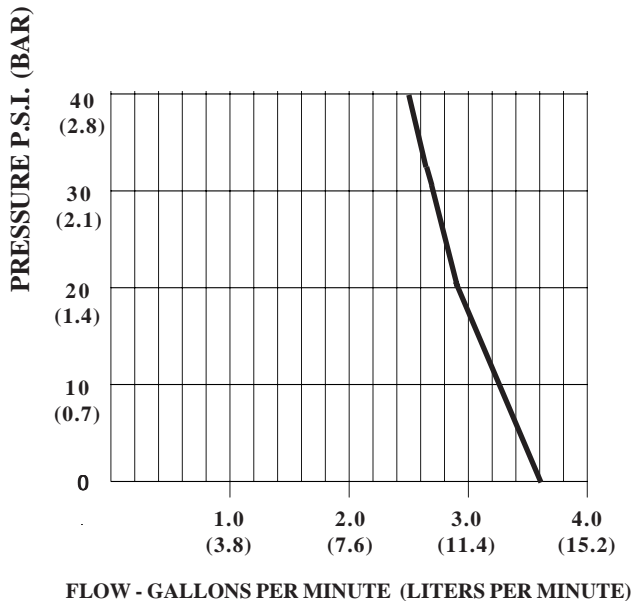
TEMPERATURE RISE



THIS GRAPH IS FOR USE AS A DESIGN GUIDE. IT IS BASED ON RUNNING CONTINUOUSLY WITH AN AMBIENT TEMPERATURE OF 75°F IN STILL AIR. THE THERMAL BREAKER WILL OPEN WHEN THE CASE TEMPERATURE REACHES 210°F.

TYPICAL PERFORMANCE

PRESSURE (PSI)	FLOW (GPM/LIT)	CURRENT (AMPS)	VOLTAGE (VOLTS)
OPEN	3.60/13.6	3.0	24VDC
10	3.23/12.2	3.1	"
20	2.97/11.2	3.6	"
30	2.7/10.2	4.1	"
40	2.42/9.2	4.5	"



SURTEC
 Les spécialistes
 de l'autonomie énergétique

*-SPECIFICATIONS SUBJECT TO CHANGE WITHOUT NOTICE.
 -ALL DATA BASED ON TESTING WITH WATER.*